

Q1 2026 Sales Dashboard

Performance summary for January through March

Acme Widgets Inc.

Generated 24 May 2026

REVENUE

\$1.42M

▲ 12.4% vs Q4

NEW CUSTOMERS

847

▲ 6.8% vs Q4

AVG ORDER VALUE

\$312

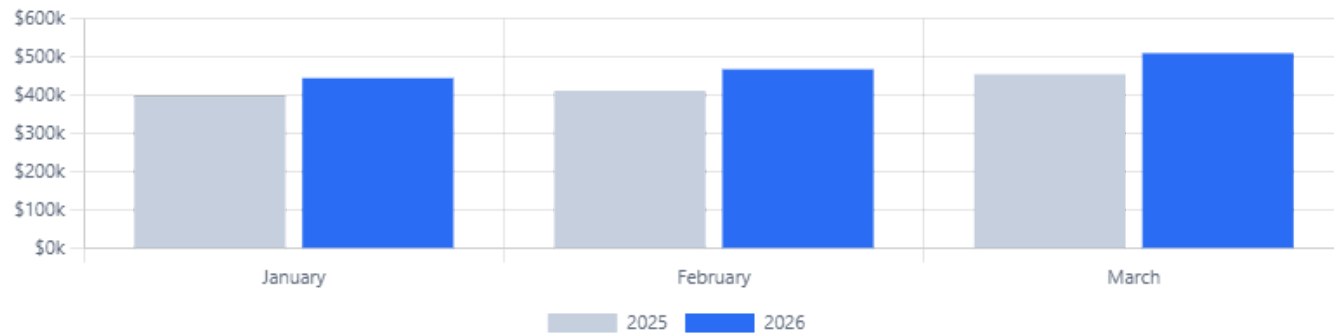
▼ 2.1% vs Q4

CHURN RATE

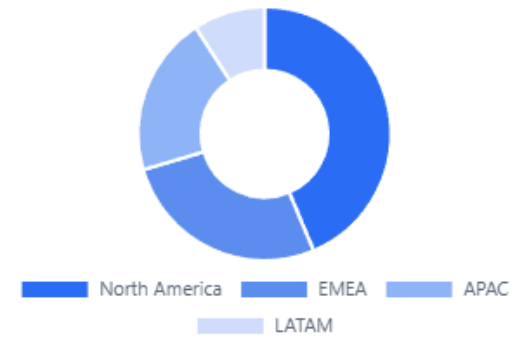
2.1%

▼ 0.4pp vs Q4

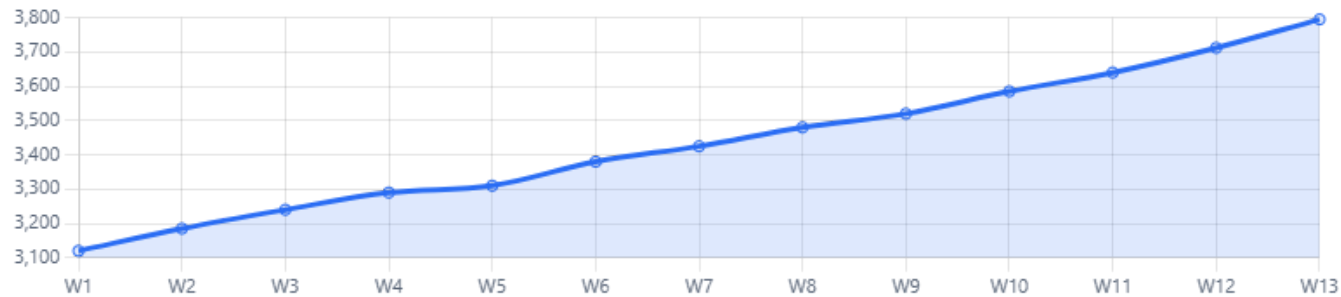
Monthly Revenue (USD)



Revenue by Region



Weekly Active Customers



Top Product Lines

